











# WisLine Video Screen Layout Options

---

The default screen layout for videoconferences is **full screen**. Other screen layout options are available. Please choose a screen layout from the options below.

<input checked="" type="radio"/> Full Screen	
<input type="radio"/> 4 Split	
<input type="radio"/> 9 Split	
<input type="radio"/> 5+1 Split	
<input type="radio"/> 7+1 Split	
<input type="radio"/> 4+2 Split Top	
<input type="radio"/> 4+2 Split Bottom	
<input type="radio"/> 8+2 Split Center	
<input type="radio"/> 8+2 Split Center Vertical	
<input type="radio"/> 3+1 Top Overlay	

- Screen layout must be requested prior to the start of a conference.
- The active speaker will be shown in the largest section of the selected layout.
- Unfilled sections will automatically be filled with a black screen.

## More information

For assistance with choosing a layout, please contact WisLine Services at 608-262-4342 or [wislineservices@ics.uwex.edu](mailto:wislineservices@ics.uwex.edu).

There is more information about WisLine Video on the web at:  
[http://ics.uwex.edu/wisline-suite/wisline\\_video/](http://ics.uwex.edu/wisline-suite/wisline_video/)



The Pyle Center, 702 Langdon Street, Madison WI 53706  
Phone: 608-262-4342 or 855-289-9177 (toll-free)  
[wislineservices@ics.uwex.edu](mailto:wislineservices@ics.uwex.edu) | [ics.uwex.edu](http://ics.uwex.edu)